






WISCONSIN
UNIVERSITY OF WISCONSIN-MADISON

BUDGET IN BRIEF

BUDGET REPORT 2022-2023

Economic Impact

Wisconsin taxpayers get a tremendous return on their investment in the state's flagship university



189,202
WISCONSIN
JOBS



42,855
JOBS



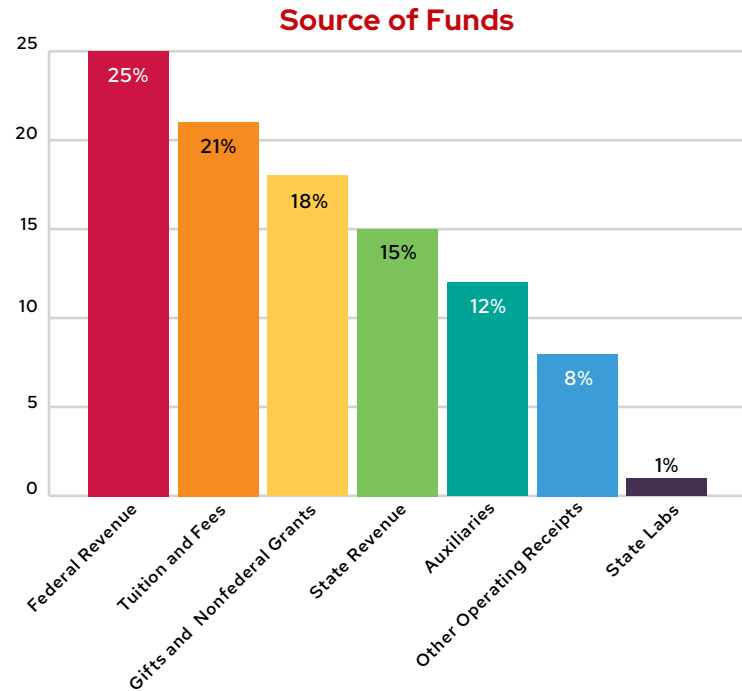
\$30 BILLION
Overall Economic Impact

\$718.6 MILLION
In State and Local
Tax Revenue

\$10 BILLION
Impact from New
Wisconsin Startups

Revenue Sources in Fiscal Year 2021–2022

UW–Madison receives revenue from five main sources for its \$3.7 billion budget. The university’s mission is supported by state and federal government investments, tuition, research grants, and contributions from friends of the university.



Tuition & Required Fees

UW–Madison is consistently ranked one of the nation’s best values among public colleges and universities. The support of generations of Wisconsinites has helped to make UW–Madison a world-class institution. With continued support from state taxpayers, we strive for excellence while keeping tuition for in-state students affordable.

Tuition for in-state undergraduates enrolled at UW System campuses has been frozen since 2013.

UW–Madison ranks 10th among the Big 10 Conference’s 13 public schools for in-state resident undergraduate tuition and fees. For nonresident undergraduate students, UW–Madison tuition and fees are fourth among Big Ten public universities.

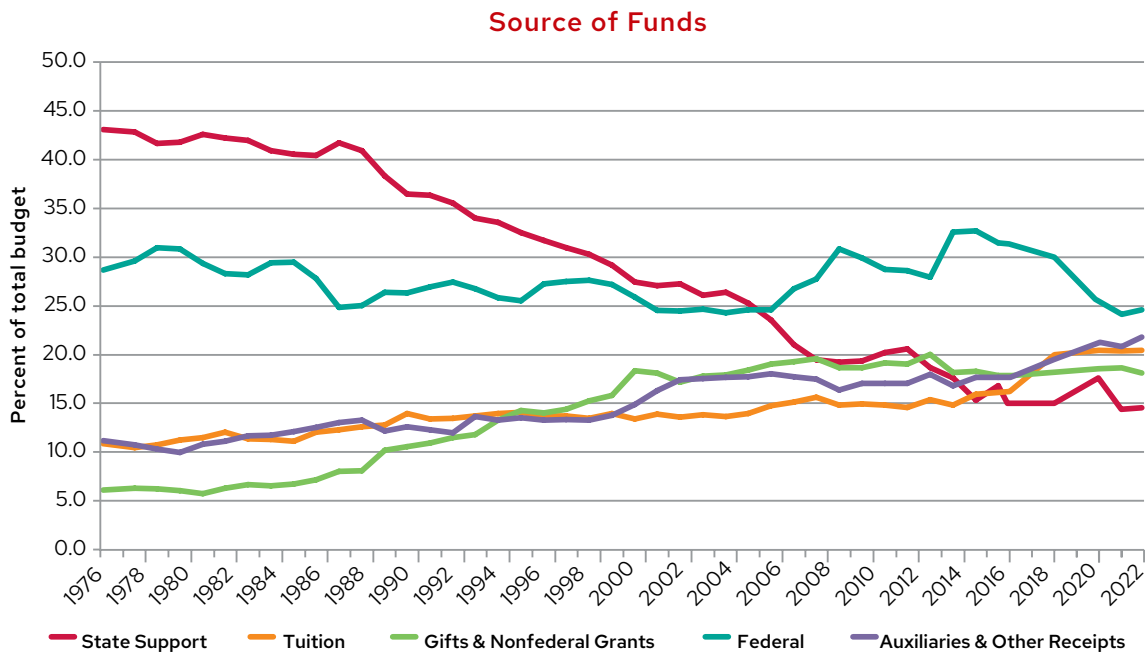
2022–23 Academic Year Tuition & Required Fees at Public Big Ten Universities

University	Undergraduate: Resident		Nonresident	
	Amount	Rank	Amount	Rank
Pennsylvania State University	\$19,286	1	\$38,102	6
University of Illinois at Urbana–Champaign	\$17,138	2	\$35,110	8
University of Michigan	\$16,736	3	\$55,334	1
Rutgers University	\$16,263	4	\$33,963	10
University of Minnesota–Twin Cities	\$15,859	5	\$35,099	9
Michigan State University	\$15,372	6	\$41,958	2
Ohio State University	\$12,485	7	\$36,722	7
Indiana University	\$11,447	8	\$39,120	5
University of Maryland	\$11,233	9	\$39,469	3
University of Wisconsin–Madison	\$10,796	10	\$39,427	4
University of Iowa	\$10,353	11	\$32,316	11
Purdue University	\$9,992	12	\$28,794	12
University of Nebraska	\$9,620	13	\$26,750	13
Average excluding UW–Madison	\$13,815		\$36,895	
Midpoint excluding UW–Madison	\$13,928		\$35,916	
UW–Madison distance from midpoint	-\$3,132		+\$3,512	

Source of Funds

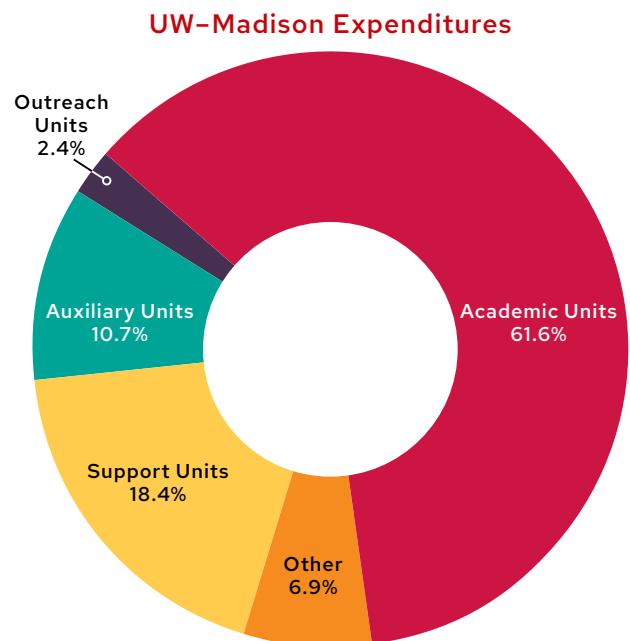
UW–Madison’s funding sources have shifted over the decades. As the chart below indicates, the amount of support the university receives in state funds relative to its overall budget has declined, and the university has become increasingly reliant on private donations, federal dollars, research grants, and tuition payments.

In 1974, the year the UW System was created, state revenue accounted for 43 percent of UW–Madison’s total revenue. This has declined to 15 percent of the university’s total revenue in 2022. State support in inflation-adjusted dollars in 1974 was approximately \$597 million. Since that time, it has declined by approximately \$56 million in inflation-adjusted dollars.




UW–Madison Expenditures

Expenditures at UW–Madison reflect the core missions of education, research, and outreach. More than \$2.2 billion, 61.6% of total expenditures, is allocated to our academic units. In addition, 18.4% is spent on student financial aid and support units necessary to the academic and research missions of the university, such as the library system and information technology, and 10.7% is spent on auxiliary units, such as Housing, that serve the entire university and generate much of their own revenue.



ACCESS

- 9,769 Wisconsin residents applied for Fall 2022, and 60% were admitted.
- The 2022 freshman class is the largest in the university's history—8,635, with 3,783 from Wisconsin.
- In 2015, UW-Madison committed to enrolling a minimum of 3,600 Wisconsin students in its fall freshman class each year. A 3,600 minimum is higher than the average number of high school graduates enrolled over the 10 years prior to 2015.



AFFORDABILITY

- More than 60% of our undergraduate students graduate without student loan debt, compared to one-third nationally.
- Bucky's Tuition Promise guarantees scholarship and grant funding to pay for four years of tuition and fees for all Wisconsin-resident students whose annual household adjusted gross income (AGI) is \$60,000 or less. One in five new Wisconsin students benefited from Bucky's Tuition Promise or Badger Promise for transfer students in 2022.

BUILDING WISCONSIN'S WORKFORCE

- Time to graduation continues to fall. Undergraduates now complete their degrees in an average of 3.85 calendar years, down from 4.14 10 years ago.
- At the 10-year mark, 47% of bachelor's degree alumni have a Wisconsin address.



Commitment to Wisconsin

UW-Madison's commitment to Wisconsin creates a powerful partnership to grow the state economy by using funding from the state budget to educate and prepare students to become the next generation of highly skilled employees needed by Wisconsin businesses.



WISCONSIN
UNIVERSITY OF WISCONSIN - MADISON